



Providing Care, Developing Independence

Presents

## **Ashford Lodge**

Ashford Road

Bagham Cross

Kent

CT4 8DU

01227 731 437



RESIDENTIAL CARE HOME FOR ADULTS WITH LEARNING  
DISABILITIES

Ashford Lodge provides residential care to service users with learning difficulties and other complex needs. These other complex needs include service users with epilepsy, neurological disorders and mobility issues.

The home is located in the picturesque village of Chilham, Kent, with in easy reach of Ashford and Canterbury.

The home can accommodate nine people including one room for a semi independent person in the purpose built annex. Ashford Lodge has been designed by specialist architect and interior designer.



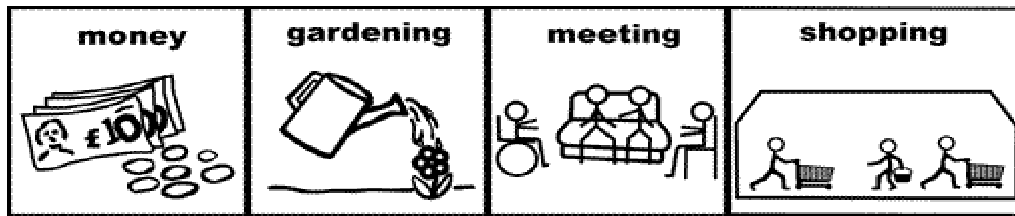
*A typical bedroom at Ashford Lodge*

Our service caters for both male and females between the ages of 18 and 65. The home is equipped with the most advanced seizure monitoring equipment as used at The National Centre for Young People with Epilepsy:




The National Centre  
for Young People  
with Epilepsy

Ashford Lodge promote a person-centred ethos, with this we encourage service users to exercise their rights and choice, in all aspects of their lives. Our service users will be encouraged to be as independent as possible and play an active part in the running of the home; this includes recruitment of staff and decorating, as well as day to day tasks such as menu planning, shopping, meal preparation and budgeting.



Here at Ashford Lodge we will also provide daily in house activities such as, games, cooking, art, person centred planning, music, and sensory stories, as well as accessing the local community for sports and social clubs. Situated between Ashford and Canterbury Ashford Lodge can also facilitate going to restaurants, country pubs, SkillNet groups, College, bowling and evening clubs.



There is also a wide range of professional and health services ready to be accessed in the surrounding village, and towns, home visits will be fully supported if the service users require this.



At Ashford Lodge there are various support networks to access including an Advocacy service that will support any service users needs fully.

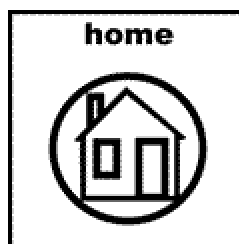


The staff team at Ashford Lodge has extensive experience in different aspects of care, and has under gone an induction training program, including epilepsy and medication administration.



The team consists of The Registered Manager, a Deputy, three seniors and support staff, including waking night staff.

All care managers, service users, advocates and other interested parties are welcome to come to have a look around the home and talk to the team.



From all the team at Ashford lodge, we hope you find this information useful and look forward to hearing from you soon.

For further enquiries please contact

Manager  
01227 731437

Or

ACH  
2 Buckingham Court  
Rectory Lane  
Loughton  
Essex  
IG10 2QZ

[www.achuk.com](http://www.achuk.com)